



**TERMA**

SINCE 1990



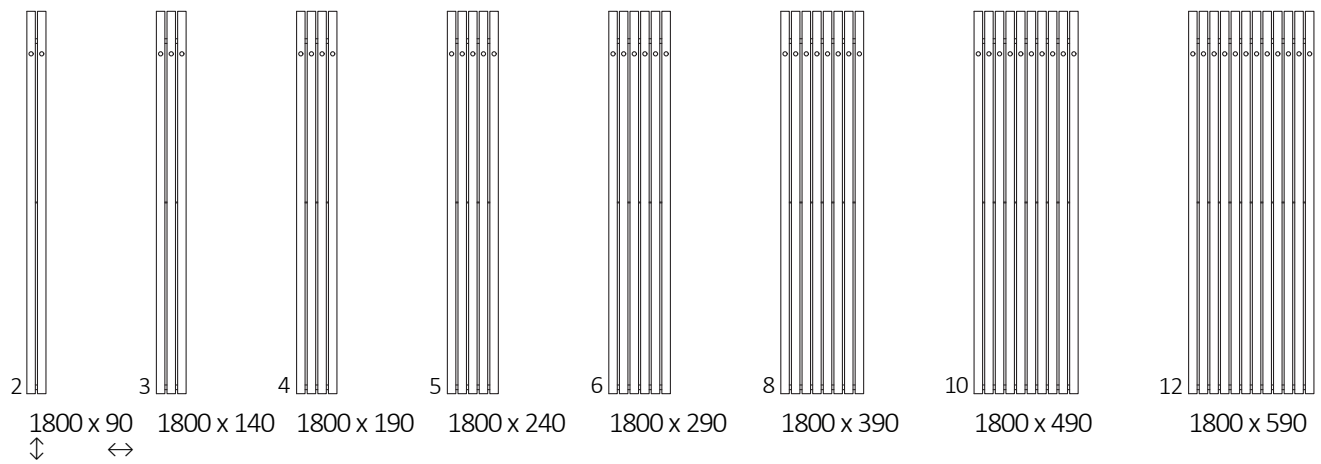
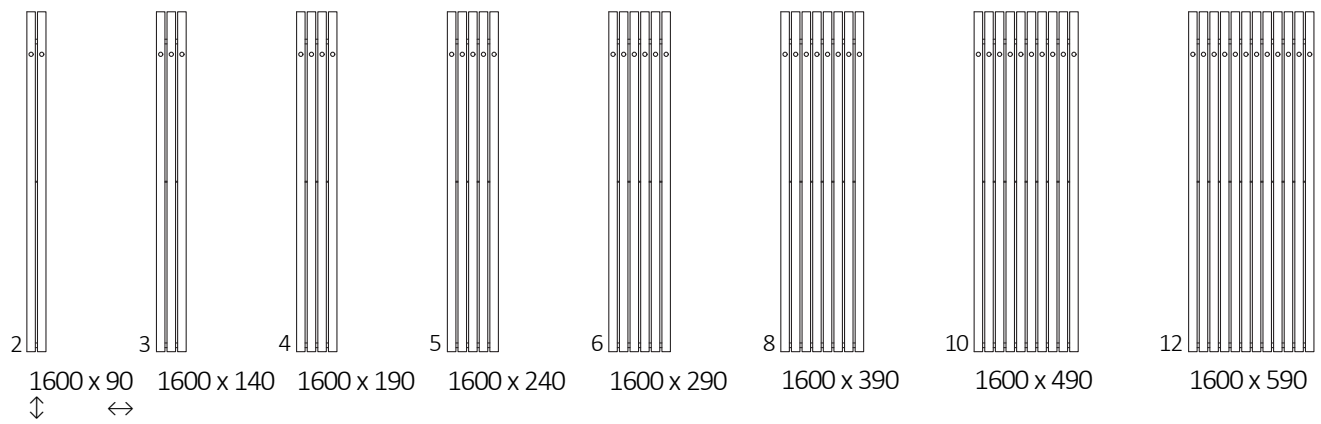
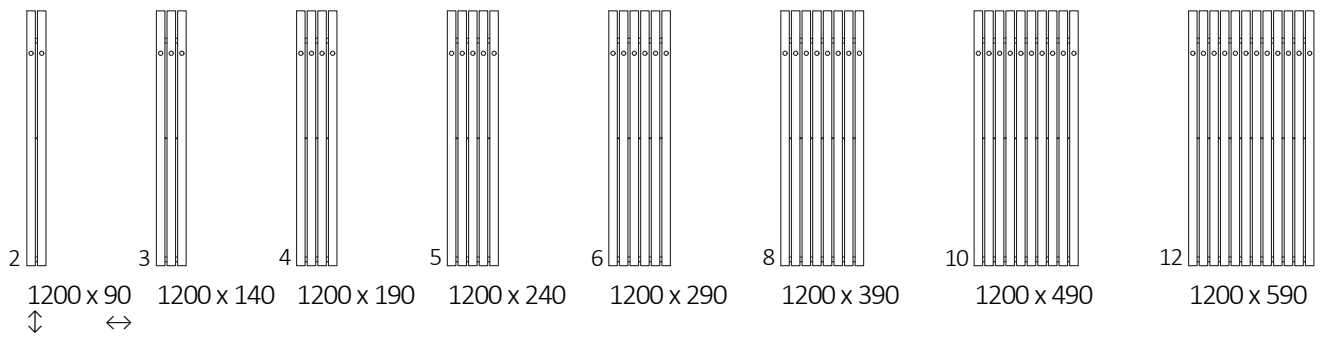
**TRP HANGER E**









# AVAILABLE SIZES





## ELECTRIC RADIATOR



Height A ⇕ [mm]	Width B ↔ [mm]	Heating power [W]	Product code <a href="#">... Configuration p. 10</a>
1200	90	120	WLTHR120029
1200	140	200	WLTHR120039
1200	190	300	WLTHR120049
1200	240	400	WLTHR120059
1200	290	400	WLTHR160029
1200	390	600	WLTHR160039
1200	490	800	WLTHR160049
1200	590	800	WLTHR160059
1600	90	200	WLTHR180009
1600	140	300	WLTHR180039
1600	190	400	WLTHR180049
1600	240	600	WLTHR180059
1600	290	600	WLTHR120009
1600	390	800	WLTHR120014
1600	490	1 000	WLTHR120019
1600	590	1 000	WLTHR120024
1800	90	200	WLTHR160009
1800	140	300	WLTHR160014
1800	190	400	WLTHR160019
1800	240	600	WLTHR160024
1800	290	600	WLTHR160009
1800	390	800	WLTHR180014
1800	490	1 000	WLTHR180019
1800	590	1 200	WLTHR180024

## DIMENSIONS AND TECHNICAL INFORMATION

Height A ⇕ [mm]	Width B ↔ [mm]	Spacing horizontal fasteners D [mm]	Spacing vertical fasteners E [mm]	Bottom fasteners position F [mm]	Capacity  [dm³]	Weight  [kg]
1200	90	50	1 020	90	2,88	5,91
1200	140	100	1 020	90	3,60	8,92
1200	190	150	1 020	90	4,81	11,93
1200	240	200	1 020	90	6,01	14,94
1200	290	250	1 020	90	7,21	17,94
1200	390	350	1 020	90	9,62	23,97

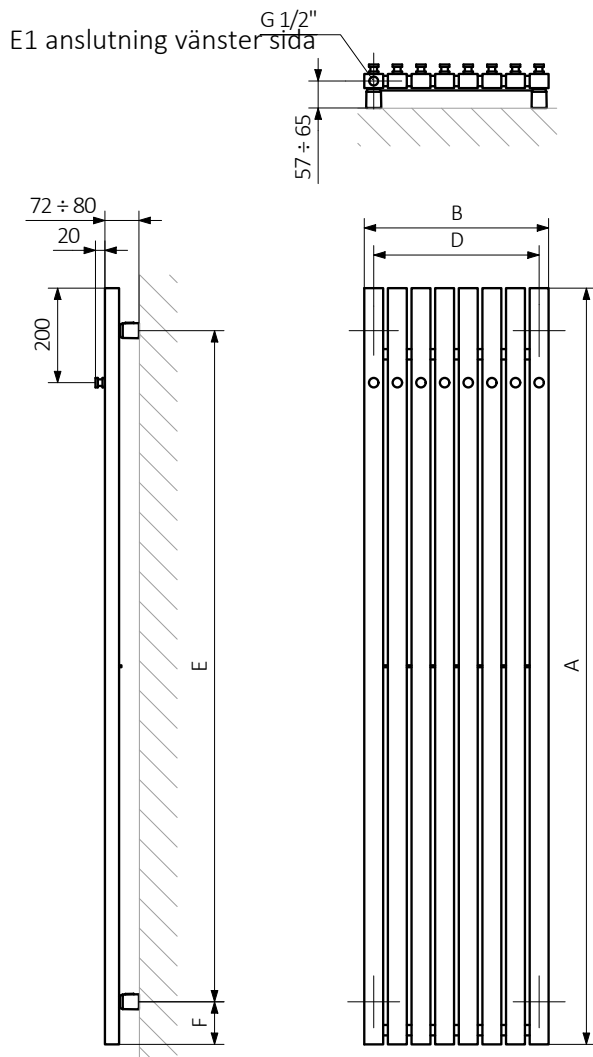
Height A ↕ [mm]	Width B ↔ [mm]	Spacing horizontal fasteners D [mm]	Spacing vertical fasteners E [mm]	Bottom fasteners position F [mm]	Capacity  [dm <sup>2</sup> ]	Weight  [kg]
1200	490	450	1 020	90	12,02	29,99
1200	590	550	1 020	90	14,43	36,01
1600	90	50	1 420	90	3,20	7,82
1600	140	100	1 420	90	4,80	11,79
1600	190	150	1 420	90	6,40	15,75
1600	240	200	1 420	90	8,00	19,73
1600	290	250	1 420	90	9,61	23,70
1600	390	350	1 420	90	12,81	31,64
1600	490	450	1 420	90	16,01	39,57
1600	590	550	1 420	90	19,21	47,50
1800	90	50	1 620	90	3,60	8,79
1800	140	100	1 620	90	5,40	13,22
1800	190	150	1 620	90	7,20	17,67
1800	240	200	1 620	90	9,00	22,12
1800	290	250	1 620	90	10,80	26,57
1800	390	350	1 620	90	14,40	35,46
1800	490	450	1 620	90	18,01	44,37
1800	590	550	1 620	90	21,61	53,25

## CONNECTION MATRIX

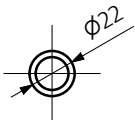
Product code	Size A ↕ , B ↔ [mm]		
WLTHR120029	1200/90	✓	✓
WLTHR120039	1200/140	✓	✓
WLTHR120049	1200/190	✓	✓
WLTHR120059	1200/240	✓	✓
WLTHR160029	1200/290	✓	✓
WLTHR160039	1200/390	✓	✓
WLTHR160049	1200/490	✓	✓
WLTHR160059	1200/590	✓	✓
WLTHR180029	1600/90	✓	✓
WLTHR180039	1600/140	✓	✓
WLTHR180049	1600/190	✓	✓
WLTHR180059	1600/240	✓	✓
WLTHR120009	1600/290	✓	✓
WLTHR120014	1600/390	✓	✓
WLTHR120019	1600/490	✓	✓
WLTHR120024	1600/590	✓	✓

Product code	Size A↕, B↔ [mm]	E1	E8
WLTHR160009	1800/90	√	√
WLTHR160014	1800/140	√	√
WLTHR160019	1800/190	√	√
WLTHR160024	1800/240	√	√
WLTHR160009	1800/290	√	√
WLTHR180014	1800/390	√	√
WLTHR180019	1800/490	√	√
WLTHR180024	1800/590	√	√

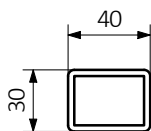
# TECHNICAL DRAWING



Collector:

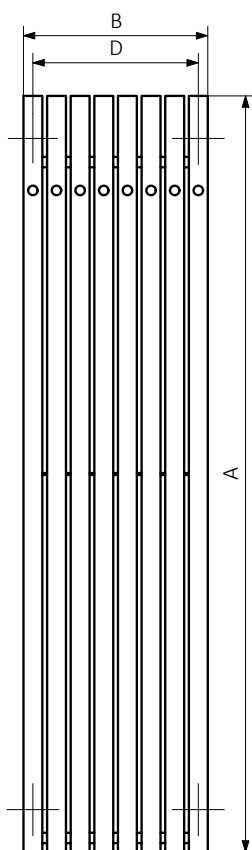
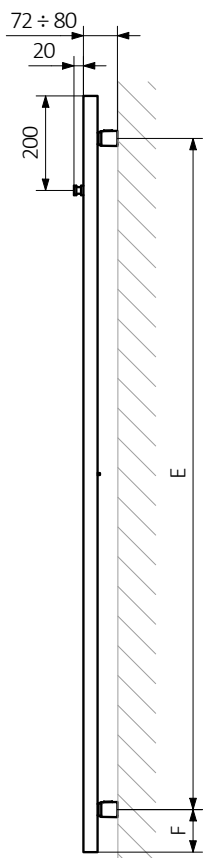
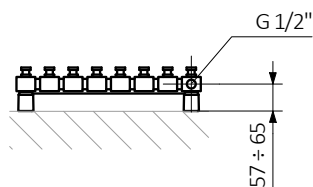


Pipe:



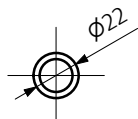
# TECHNICAL DRAWING

E8 anslutning höger sida



A – Height B – Width D – Horizontal distance between mounting bracket centres E – Vertical distance between mounting brackets F – Distance between a mounting bracket and the bottom of the radiator

**Collector:**



**Pipe:**

